



**Annual Work Plan (AWP)
Recovery and Resilience Programme
1 January- 31 December 2020**



Related SP Outcome (UNDP 2018-2021 Strategic Plan):	Advance poverty eradication in all its forms and dimensions.		
UNCF Outcome 2: CPD (2019-2021)	Local economies are recovered and conditions and coping strategies are improved to end severe food insecurity.		
Outcome: CPD (2019-21)	Inclusive and risk informed economic development		
Output:	Output 2.1. Increased access to emergency assistance, alternative livelihood and employment opportunities for families in conflict and disaster-prone communities.		
CPD indicators, baseline and targets:	Indicators:	Baselines:	Targets:
	Indicator 2.1.2. Number of people reached with entrepreneurship and skills development, emergency employment and business support services.	2.1.2: 200 (60% female)	2.1.2: 1,200 (60% female)
	Indicator 2.1.3: Number of people benefitting from jobs and improved livelihoods in crisis or	2.1.3: 1,031 (81% female)	2.1.3: 5,000 (60% female), 2.3: 300
	Human Development and Inclusive Growth	2.3: 0	
Programme Unit:	DIM		
Project Modality: (NIM/DIM)	DIM		
Brief Project Description:	<p>South Sudan is endowed with vast natural resources and economic potential that has not translated into improved standards of living for the citizens. This is primarily due to ongoing conflicts which have roots in political contestation for power and are fuelled by poverty, high unemployment and absence of economic opportunities for the predominantly youthful population. The few small-scale, and potentially labour-absorbing enterprises at the state levels are unable to utilise the local labour force due to skills mismatch. The skills deficits, attributed to decades of conflict which deprived the population opportunities to acquire employable, entrepreneurial and vocational skills are also exacerbated by absence of training institutions.</p> <p>The project aims to empower youth in five targeted locations of Bor, Jubeq, Rumbek, Torit and Yambio through nurturing their entrepreneurial culture and market-linked skills and enhance their employability and productive engagement in economic activities. The project also seeks to increase the productivity and labour-absorptive capacities of agriculture and natural resource-linked value chains and private sector enterprises with a focus on young men and women.</p> <p>Six thousand young people will benefit from vocational, entrepreneurship, market-linked and soft skills training, provision of small and micro enterprise start-up kits, job and employment creation through the development of inclusive value chains and private sector enterprises. It is also expected that an additional 100,000 youth, in targeted locations, will benefit indirectly from some of the activities such as job fairs and public programmes on entrepreneurial skills (social media hangouts, TV shows, innovation boot camps and conventions).</p>		
Total Project Budget:	\$15,450,710	Total Donor Contributions:	\$9,425,295
Annual Budget 2020	\$4,708,042	Total UNDP Contributions: (Tentative TRAC allocation)	\$200,000
LPAC Date	27 November, 2019	Funding Gap:	\$210,860,00
Agreed by Ministry of Finance and Planning	<p align="center">Hon. Salvatore Garang Mabloridit Minister for Finance and Planning Republic of South Sudan</p>		
Agreed by UNDP:	<p align="center">Kamil Kamalutdeen Resident Representative United Nations Development Programme</p>		



Handwritten signature and date: 24/3/20

Handwritten mark: h

2020 ANNUAL WORK PLAN

Output 1: Young men and women in Ber, Jubek, Rumbek, Torit, Bentiu, Aweil and Yambio are provided with vocational and entrepreneurial skills																
Gender Marker: 2																
Indicators	Baseline	Cumulative Annual Targets:	PLANNED BUDGET													
			Q1	Q2	Q3	Q4	Responsible Party	Fund Code	Budget	Donor	Budget Description	Funded 2020	Unfunded 2020	Total 2020	Budget notes	
1.1.1 Number of enrolled youth that complete the vocational, technical and entrepreneurship skills training, disaggregated by gender and location	1.1.1: 250	1.1.1: 3,500														
1.1.2 Proportion of young entrepreneurs utilising innovation centres, business incubators and development hubs for skills enhancement.	1.1.2: 0	1.1.2: 30%														
1.1.3 Proportion of youth previously involved in conflict recruited for skills training	1.1.3: 0	1.1.3: 15%														
EXPECTED OUTPUTS	PLANNED ACTIVITIES		Q1	Q2	Q3	Q4	Responsible Party	Fund Code	Budget	Donor	Budget Description	Funded 2020	Unfunded 2020	Total 2020	Budget notes	
	1.2 Rehabilitate the VTC in Torit and business development centres (BDS) training centres for youth in all locations.		X	X	X		UNDP	3000	75,000	Netherlands	72100 Contractual Services- Companies	75,000		75,000	Rehabilitation of Torit VTC and Yambio business hub done. This will cover Rumbek VTC.	
	1.3 Undertake vocational skills training and mentorship of 6,000 young men and women in market-linked trades, and entrepreneurial skills.		X	X	X		UNDP	30000	450,000	Netherlands	72100 Contractual Services-	450,000		450,000		
			X	X	X		UNDP	30000	100,000	Netherlands	72500 Supplies	100,000		100,000	Consumables for vocational training - fabric for tailoring, timber and tools for carpentry, small tools for mechanics	
	1.4 Establish and operationalise business, employment, and innovation hubs to fuel enterprise innovation and business development support		X	X	X		UNDP	30000	90,000	Netherlands	72100 Contractual Services- Companies	90,000.00		90,000	Rehabilitation of Hubs in 3 states (Jubek, Rumbek, Torit), including VSAT and networking	
			X	X	X		UNDP	4000	50,000	UNDP-Trac 1	75700 Training, Workshops and Confer	25,000.00	25,000	50,000	Training and workshops	
			X	X	X		UNDP	4000	12,000	UNDP-Trac 1	72500 Supplies	12,000.00		12,000	Consumables for innovation centres - tonners, stationery, communication equipment estimated at \$2,400/hub	
	1.7: Provide mobile entrepreneurship and business skills training to 1,500 youth and women based on agricultural value chain commodities		X	X	X		UNDP	4000	300,000	UNDP-Trac 2	75700 Training, Workshops and Confer	300,000		300,000	Carry-over from 2019	

Handwritten signature and initials

Output 1: Young men and women in Bor, Jubek, Rumbek, Torit and Yambio are provided with vocational and entrepreneurial skills Gender marker: GEN 2 1.8: Provide capital to support development and upgrading of high potential livelihood and income generating initiatives based on agricultural value chain commodities.	X	X	X	X	X	UNDP	4000	225,000	UNDP-Trac 2	72500 Supplies (start up kits)	225,000	-	225,000	Carry-over from 2019	
	X	X	X	X	X	UNDP	4000	225,000	UNDP-Trac 2	72600 Grants (for loans)	225,000	-	225,000		
	X	X	X	X	X	UNDP	30000	410,000	Netherlands	71500 UNV	410,000	-	410,000	Salaries for UNV coordinators (5) @ \$82,000 per IUNV.	
								1,937,000				25,000	1,937,000		
								1,125,000				-	1,125,000		
								812,000				25,000	812,000		
		X	X	X	X	X		33,750	Netherlands			33,750	-	33,750	
								90,000	Netherlands			90,000		90,000	
								2,060,750				2,035,750	25,000	2,060,750	
	Total for output 1														

Handwritten signature and initials in blue ink.

Output 2: Technical vocational education and training (TVET) and university graduates have increased access to career development and employment opportunities.														
Gender Marker: 2														
Indicators	Baseline	Cumulative Annual Targets:												
		2.1.1: 600	2.1.2: %15	2.1.3: 200	2.1.4: 2	2.1.5: 1,000	Funded 2020	Unfunded 2019	Total 2019	Budget notes				
EXPECTED OUTPUTS	PLANNED ACTIVITIES	Q1	Q2	Q3	Q4	Responsible Party	Fund Code	Budget	Donor	PLANNED BUDGET				
										Budget Description	Funded 2020	Unfunded 2019	Total 2019	Budget notes
2.1.1 Number of skills training graduates that secure jobs from UNDP-supported private sector enterprises and value chains disaggregated by gender	2.1.1: 0	X	X	X	X	UNDP	30000	15,000	Netherlands	72800 Information Technology Equipment	15,000	-	15,000	This will be through the B, E, I Hubs in each target area. Related to Act 1.2, 1.3 and 1.4
		X	X	X	X	UNDP	4000	72,000	UNDP-Trac 1	71400 Contractual Services-Indi	72,000	-	72,000	5 NUNVs managing the CAPS centres and employment DB @ \$1,200 per month per each of the 5 locations
2.1.2.2 Proportion of tertiary education students in the targeted locations receiving career guidance and mentoring through the CAPS disaggregated by gender.	2.1.2: 0	X	X	X	X	UNDP	4000	15,200	UNDP-Trac 1	75700 Training, Workshops and Confer	15,200	-	15,200	Grants/contracts for mobilising relevant stakeholders, provide training on functionality of the online database and portal once established.
		X	X	X	X	UNDP	4000	10,000	UNDP-Trac 1	72500 Supplies	5,000	5,000	10,000	Renovation of space provided by the Ministry of Labour for the establishment of an employment DB, security controls - biometric entries, backup facilities and office consumables.
2.1.3 Number of jobs traded through jobs fairs.	2.1.3: 0													
2.1.4: Number of faculties of Upper Nile University ready for teaching.	2.1.4: 0													
2.1.5: Number of students and teachers relocated to Malakal Campus of Upper Nile University	2.1.5: 0													

Handwritten signature and initials.

<p>Output 2: Technical vocational education and training (TVET) and university graduates have increased access to career development and employment opportunities. GEN 2</p>		X	X	X	X	X	30000	14,400	Netherlands	71400 Contractual Services-Indi	14,400	14,400	14,400	Employment generation and database NUNV to maintain the platform
		X	X	X	X	X	30000	4,300	Netherlands	71600 Travel	4,300	4,300	4,300	5 flights @ \$500/flight (visit) for monitoring, assessments and meeting stakeholders. Each visit lasts average 3 days @ 120/day.
		X	X	X	X	X	30000	500,000	Netherlands	72100 Contractual Services-Companies	500,000	500,000	500,000	A total of 3,000 youths will be targeted through Act. 2.3 and 2.5
		X	X	X	X	X	30000	380,000	Netherlands	72600 Grants	380,000	380,000	380,000	
		X					30000	20,000	Netherlands	75700 Training, Workshops and Confer	20,000	20,000	20,000	This will be in Juba, Yambio, Bor, and Torit are done
		X	X	X	X	X	4000	2,500	UNDP-Trac 1	75700 Training, Workshops and Confer	2,500	2,500	2,500	
		X	X	X	X	X	4000	4,300	UNDP-Trac 1	71600 Travel	0	4,300	4,300	
		X	X	X	X	X	4000	20,000	UNDP-Trac 1	75700 Training, Workshops and Confer	10,000	10,000	20,000	This platform will be linked to Youth Connect
								1,057,700			1,038,400	19,300	1,057,700	
								933,700			933,700		933,700	
								124,000			104,700	19,300	124,000	
		X	X	X	X	X			Netherlands		28,011		28,011	Project oversight, quality assurance and communication @3% of Output 2 total.
		X	X	X	X	X			Netherlands		74,696		74,696	
											1,141,107	19,300	1,160,407	

Handwritten signature and initials.

Output 3: Young men and women in targeted areas benefit from jobs, livelihood and income generating initiatives created through strengthened private sector enterprises and local value chains.													
Gender Marker:	2												
Indicators	Baselines				Cumulative Annual Targets:				PLANNED BUDGET				
	3.1.1: 0	3.1.2: 0	3.1.3: 0	3.1.4: 0	3.1.1: 900	3.1.2: 40	3.1.3: 30%	3.1.4: 8	Funded 2019	Unfunded 2019	Total 2019	Budget notes	
EXPECTED OUTPUTS	Q1	Q2	Q3	Q4	Responsible Party	Fund Code	Budget	Donor	Budget Description	Funded 2019	Unfunded 2019	Total 2019	Budget notes
Output 3: Young men and women in targeted areas benefit from jobs, livelihood and income generating initiatives created through strengthened private sector enterprises and local value chains.													
Gender marker: GEN 2													
3.2 Provide financial and technical support towards development and upgrading of value chains and MSEs	X	X	X	X	UNDP	30000	325,000	Netherlands	72600 Grants	325,000	-	325,000	Grants given for development of business pools and high-value commodity value chains to include provision of start-up capital to entrepreneurs as indicated in Act 3.4.
3.3 Provide innovation challenge awards to 50 innovation youth groups		X	X	X	UNDP	4000	15,000	UNDP-Trac 1	75700 Training, Workshops and Confer	15,000.00	-	15,000	
3.5 Provide financial and technical support to youth entrepreneurs for research & development	X	X	X	X	UNDP	4000	125,000	UNDP-Trac 1	72600 Grants	75,000	50,000	125,000	Provide support to copyrighting and intellectual property rights
3.7 Maintenance of online Business Portal at national level with the Chamber of Commerce	X	X	X	X	UNDP	4000	15,200	UNDP-Trac 1	75700 Training, Workshops and Confer	15,200	-	15,200	Grants/contracts for mobilising relevant stakeholders, provide training on functionality of the online database and portal once established.

Handwritten signature and initials

	X	X	X	X	UNDP	4000	10,000	UNDP-Trac 1	72500 Supplies	0	10,000	10,000	Renovation of space provided by the Chamber of Commerce for the establishment of an business DB, security controls - biometric entries, backup facilities and office consumables.
	X	X	X	X	UNDP	30000	0	Netherlands	71400 Contractual Services-Indi	0	-	-	Employment generation and database NUNV to maintain the platform. Linked to Activity 2.2
	X	X	X	X	UNDP	30000	4,300	Netherlands	71600 Travel	4,300	-	4,300	5 flights @500/flight (visit) for monitoring, assessments and meeting stakeholders. Each visit lasts average 3 days @120/day.
3.8 Conduct of Business-to-Business Linkages	X	X	X	X	UNDP	4000	15,000	UNDP-Trac 1	75700 Training, Workshops & Conf	15,000	-	15,000	
3.9 Establish cooperatives in various field of activities and facilitate their registration and legal process. Ensure coaching and tutoring and provide technical and administrative assistance for them and assist them to access the market as SME.		X	X	X	UNDP	4000	25,000	UNDP-Trac 1	72600 Grants	25,000	-	25,000	
3.19 Establish Community Investment Fund through mobile money to support cooperatives, women groups, community groups, etc. for	X	X	X	X	UNDP	4000	150,000	UNDP-Trac 1	72600 Grants	150,000	-	150,000	
3.11 Dissemination and application of standardized training modules for partner organizations to strengthen their technical, technical, business management and negotiation capacities		X	X	X	UNDP	4000	10,000	UNDP-Trac 1	75700 Training, Workshops & Conf	10,000	-	10,000	
Sub total for output 3					UNDP		732,000			672,000	60,000	732,000	
- Netherlands							329,300			329,300		329,300	
- UNDP							402,700			342,700	60,000	402,700	
Monitoring and communication (3%)	X	X	X	X			9,879	Netherlands		9,879	-	9,879	Project oversight, quality assurance and communication @3% of Output 3 total.
GMS(8%)	X	X	X	X			26,344	Netherlands		26,344	-	26,344	
Total for output 3							768,223			708,223	60,000	768,223	

Handwritten signature and initials

EXPECTED OUTPUTS	PLANNED ACTIVITIES	PLANNED BUDGET										Budget notes		
		Q1	Q2	Q3	Q4	Respo nsible Party	Fund Code	Budget	Donor	Budget Description	Funded 2019		Unfunded 2019	Total 2019
		X	X	X	X	UNDP	30000	197,000	Netherlands	61300 Salary & Post Adj Cst-IP	197,000	-	197,000	Salaries: 25% Prog Advisor, 30% NOC Team Leader, 100% IUNV M&E Specialist
		X	X	X	X	UNDP	4000	14,700	UNDP-Trac 1	71600 - Travel	14,700	-	14,700	
		X	X	X	X	UNDP	30000	14,000	Netherlands	72500 Supplies	14,000	-	14,000	
	Project Management	X				UNDP	30000	20,000	Netherlands	72400 comm and equip	20,000	-	20,000	Purchase of office furnishing
		X	X	X	X	UNDP	30000	36,000	Netherlands	73400 - Rental & Main of Other Equip	36,000	-	36,000	Vehicle fuel and maintenance @ \$36,000 for all 5 locations.
		X	X	X	X	UNDP	30000	30,000	Netherlands	73100 - Rental & Maintenance- Premises	30,000	-	30,000	Rental, common services for 4 field locations and Juba.
		X	X	X	X	UNDP	30000	110,000	Netherlands	73200 Office Alternations	14,000	96,000	110,000	Field office space enhancement
	Drivers(SB2), 3	X	X	X	X	UNDP	30000	58,000	Netherlands	61100Salary Costs	58,000	-	58,000	Cost-sharing of 4.63 project drivers.
	Project driver (1), Juba	X	X	X	X	UNDP	30000	25,000	Netherlands	61100Salary Costs	25,000	-	25,000	Project driver (1), Juba
	Programme Associate	X	X	X	X	UNDP	30000	77,000	Netherlands	61100Salary Costs	77,000	-	77,000	
	Admin/logistics Assistant	X	X	X	X	UNDP	30000	40,000	Netherlands	61100Salary Costs	40,000	-	40,000	

Handwritten signature and initials

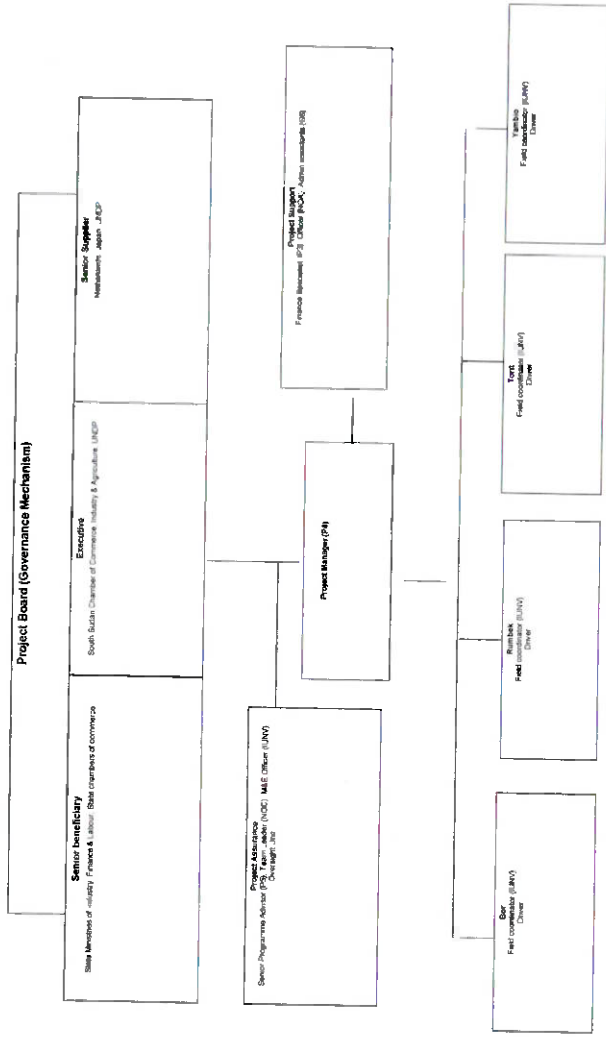
Monitoring Visits	X	X	X	X	X	30000	17,200	Netherlands	71600	Travel	17,200	17,200	17,200	5 flights @ \$500/flight (visit) for monitoring, assessments and meeting stakeholders. Each visit lasts average 3 days @120/day.
Audit and spot checks						UNDP	10,000	Netherlands			10,000	10,000	10,000	
Subtotal for output 4							648,900				552,900	96,000	648,900	
- Netherlands							634,200				538,200	96,000	634,200	
- UNDP							14,700				14,700	-	14,700	
Monitoring and communication (3%)	X		X	X	X	UNDP	19,026	Netherlands			16,146	2,880	19,026	Project oversight, quality assurance and communication @3% of Output 4
GMS(8%)	X		X	X	X	UNDP	50,736	Netherlands			43,056	7,680	50,736	GMS
Total for Output 4							718,662				612,102	106,560	718,662	
GRAND TOTAL							4,708,042				4,497,182	210,860	4,708,042	
- Netherlands							3,354,642				3,248,082	106,560	3,354,642	
- UNDP							1,353,400				1,249,100	104,300.00	1,353,400	

[Handwritten signature]
BA

Management Arrangements	
Project Board	The Project Executive Board, working on a consensus basis, will provide overall guidance on the project management and ensure the quality of project results and outputs, and their contribution to the relevant outcomes.
United Nations Development Programme (UNDP)	Members of Project Executive Board have quality assurance responsibilities in addition to specific strategic project management decision-making responsibilities. In this respect, the Executive Role has the UNDP will provide the technical expertise and provide administration including financial and progress reporting for the project. UNDP recruits and place a project manager who will be responsible for the day-to-day management of the project. UNDP Programme Specialist, with guidance from the Team Leader and the Senior Programme Advisor, will provide day-to-day oversight and responsibility for producing programme results on behalf of the Project Board and Project Technical Committee. The Programme Analyst and the Programme Associate will closely coordinate with HDIGU team in ensuring that management systems (finance, procurement, human resources, M & E, etc) are implemented efficiently and effectively. The Programme Specialist will be also responsible to the Project Board and Project Technical Committee for financial performance and development results as indicated in the Result and Resources Framework (RRF). UNDP will also play the oversight and quality assurance role, monitoring and evaluating the project as objectively and independently as possible
Beneficiaries:	Project management - A UNDP project manager will be responsible for the day-to-day management, supported by project field coordinators and other technical staff in the delivery of project outputs. The primary target clients/beneficiaries for this intervention are women and youth, youth coming out of conflict. Internally Displaced Persons (IDPs), returnees, and entrepreneurs. The project will develop a detailed strategy for identifying and engaging with the target groups consultatively with the key stakeholders. These groups may need to cultivate business ideas, entrepreneurial culture and be provided with start-up capital to go into self-employment. The second group are the micro-, small- and medium-scale enterprises with high growth potential and export capability. The Women Entrepreneurs Association and Chamber of Women Entrepreneurs Forum, who are mainly engaged in businesses in the informal sector, constitute a potent force who when provided with entrepreneurial skills training and adequate mentorship will be able to make the transition to formal businesses and bring their economic activities into the tax bracket.
Donors:	Japan, PBF and UNDP TRAC resources. Project team will continue to mobilise resources during the course of the year
Partnership and Collaboration:	The project will be implemented and managed by UNDP in close coordination and partnership with the Ministry of Finance and Planning, State and local communities in liaison with the Embassy of Japan. National ministry of trade, industry and EAC affairs, South Sudan chamber of commerce and the Association of Women entrepreneurs are also project partners. State governments play a crucial role by providing land for the construction of community infrastructure and structure, coordinate with different stakeholders including beneficiaries and also contribute to project monitoring efforts in the states. The ministry of labour has been hosting entrepreneurship training workshops, while state ministries of education and finance of Gbudue and Aweil states have played a critical role in beneficiary selection. This is expected to continue. The project is designed to build on ongoing efforts by UNDP and complement inter-agency initiatives, to create tangible economic gains including self-employment and bring about a catalytic change.
Audit Arrangements	Audit for project accounts will be under UNDP procedures and regulations, including any funds transferred to implementing partners through Letters of Agreements, Project Cooperation Agreements, Memorandums of Understanding and Micro-Capital Grants Agreements. Harmonised Approach to Cash Transfer (HACT) assurance activities, including joint UNCT audits and spot checks will be undertaken by UNDP on all project partners.
M&E	In accordance with the programming policies and procedures outlined in the UNDP User Guide, the project will be monitored through the following:

<p>Within the annual cycle</p>	<ul style="list-style-type: none"> • On a quarterly basis, a quality assessment shall record progress towards the completion of key results, based on quality criteria and methods captured in the Quality Management table below. • An Issue Log shall be activated in Atlas and updated by the Project Manager to facilitate tracking and resolution of potential problems or requests for change • Based on the initial risk analysis submitted (see annex 1), a risk log shall be activated in Atlas and regularly updated by reviewing the external environment that may affect the project implementation • Based on the above information recorded in Atlas, a Project Progress Report (PPR) shall be submitted by the Project Manager to the Project Board through Project Assurance, using the standard report format available in the Executive Snapshot. • A project Lessons-learned log shall be activated and regularly updated to ensure on-going learning and adaptation within the organization, and to facilitate the preparation of the Lessons-learned Report at the end of the project. UNDP will provide the same type of information during the life of the proposed project to relevant stakeholders. • A Monitoring Schedule Plan shall be activated in Atlas and updated to track key management actions/events • Quarterly Project Board meetings shall be convened to support and monitor progress. The Project Board is responsible for strategic direction, policy guidance and oversight of the project with a major responsibility to ensure that key lessons learned during implementation inform subsequent activities.
<p>Annually</p>	<p>Annual Progress Report - An Annual Progress Report will be submitted to the Project Board. As minimum requirement, the Annual Progress Report shall consist of the ATLAS standard format for the Quarterly Progress Report (QPR) covering the whole year with updated information for each above element of the QPR as well as a summary of results achieved against pre-defined annual targets at the output level.</p> <p>Annual Project Review - Based on the above report, an annual project review shall be conducted during the fourth quarter of the year or soon after, to assess the performance of the project and appraise the Annual Work Plan (AWP) for the following year. In the last year, this review will be a final assessment. This review is driven by the Project Board and may involve other stakeholders, as required. It shall focus on the extent to which progress is being made towards outputs, and that these remain aligned to appropriate outcomes.</p>
<p>Legal Context</p> <p>Consistent with the Article III of the Standard Basic Assistance Agreement (SBAA), the responsibility for the safety and security of the implementing partners and its personnel and property, and of UNDP's property in the implementing partners' custody, rests with the implementing partner. The implementing partners shall:</p> <ol style="list-style-type: none"> a) Put in place an appropriate security plan and maintain the security plan, taking into account the security situation in the country where the project is being carried; b) Assume all risks and liabilities related to implementing partner's security, and the full implementation of security plan. <p>UNDP reserves the right to verify whether such a plan is in place, and to suggest modifications to the plan when necessary. Failure to maintain and implement an appropriate security plan as required hereunder shall be deemed a breach of this agreement.</p> <p>The implementing partner agrees to undertake all reasonable efforts to ensure that none of the UNDP funds received pursuant to the Project Document are used to provide support to individuals or entities associated with terrorism and that the recipients of any amounts provided by UNDP hereunder do not appear on the list maintained by the Security Council Committee established pursuant to resolution 1267 (1999). The list can be accessed via http://www.un.org/Docs/sc/committees/1267/1267ListEng.htm. This provision must be included in all sub-contracts or sub-agreements entered into under this Project Document.</p>	

h A **B3A**



Handwritten signature and initials in blue ink, including the letters 'BA'.